



To,  
The General Manager  
Department of Corporate Services,  
Bombay Stock Exchange Limited,  
1st Floor, New Trading Ring,  
Rotunda Bldg, P.J. Tower,  
Dalal Street,  
Mumbai – 400001

Date: 30.06.2021

Ref: BSE Stock Code: 531051

Dear Sir/Madam,

**Sub:- Outcome of Board Meeting- Audited Financial Results (Standalone and Consolidated) for the Quarter and Financial Year ended 31<sup>st</sup> March 2021.**


Pursuant to Regulation 30 and 33 of the SEBI (Listing Obligations and Disclosure Requirements) Regulations, 2015 as amended (referred to as the “SEBI Listing Regulations”), we wish to inform you that the Board of Directors of the Company at its meeting held today, i.e. on **30<sup>th</sup> June, 2021**, has inter alia, approved the following:-

- 1) Audited Financial Results (Standalone and Consolidated) of the Company for the Quarter and Financial Year ended 31<sup>st</sup> March 2021.
- 2) Audited Statement of Assets and Liabilities (Standalone and Consolidated), as at 31<sup>st</sup> March 2021.
- 3) A copy of the Auditors' Report and declaration on Audit Reports with unmodified opinion are enclosed herewith for your record from the Statutory Auditors of the Company in respect of the aforesaid Financial Results.

The Meeting of the Board of Directors commenced at 02: 00 P.M. and concluded at 6.15 P.M.

This is for your information and record.

Yours faithfully,

  
**Vintage Securities Limited**  
**Dinesh Kumar Pandey**  
(Director)  
DIN: 01676842

***Vintage Securities Limited***  
**(CIN No. L74120WB1994PLC063991)**

Regd & Head Office: 58/3, B.R. B. Basu Road, Kolkata- 700 001 (West Bengal)

Ph. No. 033-2235-2311 Fax No. 033-2249-5656

website: [www.vintage-securities.com](http://www.vintage-securities.com) e-mail: [vintage.capital@gmail.com](mailto:vintage.capital@gmail.com)



To,  
The General Manager  
Department of Corporate Services,  
Bombay Stock Exchange Limited,  
1st Floor, New Trading Ring,  
Rotunda Bldg, P.J. Tower,  
Dalal Street,  
Mumbai – 400001

Date: 30.06.2021

Ref: BSE Stock Code: 531051

Dear Sir/Madam,

**Sub:- Declaration pursuant to Regulation 33(3) (d) of the SEBI Listing Regulations.**

Pursuant to the provisions of Regulation 33(3)(d) of the SEBI (Listing Obligations and Disclosure Requirements) Regulations, 2015 as amended (referred to as the “SEBI Listing Regulations”), also vide SEBI Circular No. CIR/CFD/CMD/56/2016, dated 27<sup>th</sup> May, 2016, we hereby declare that the Statutory Auditors of the Company, M/s. S N Roy & Co. Chartered Accountants, Kolkata (Firm Reg. No. 313054E) have issued the Audit Reports with unmodified opinion for the Audited Financial Results of the Company for the Quarter and Financial Year ended 31<sup>st</sup> March 2021.

You are requested to acknowledge the afore-mentioned information and oblige.

Yours faithfully,

For Vintage Securities Limited

*Laxmi Kant Parwa*

Laxmi kant Parwa  
Chief Financial Officer



***Vintage Securities Limited***  
(CIN No. L74120WB1994PLC063991)

---

Regd & Head Office: 58/3, B.R. B. Basu Road, Kolkata- 700 001 (West Bengal)

Ph. No. 033-2235-2311 Fax No. 033-2249-5656

website: [www.vintage-securities.com](http://www.vintage-securities.com) e-mail: [vintage.capital@gmail.com](mailto:vintage.capital@gmail.com)

# VINTAGE SECURITIES LIMITED

CIN:- L74120WB1994PLC0633991

Regd. Office : 58/3, Biplabi Rash Behari Basu Road Kolkata - 700 001

## STATEMENT OF AUDITED FINANCIAL RESULTS FOR THE QUARTER AND YEAR ENDED 31ST MARCH 2021

(Rs. In Lacs except EPS figure)

|    | PARTICULARS  | Quarter Ended          |                         |                        | Year Ended             |                        |
|----|--|------------------------|-------------------------|------------------------|------------------------|------------------------|
|    |  | 31-Mar-2021<br>Audited | 31-Dec-2020<br>Reviewed | 31-Mar-2020<br>Audited | 31-Mar-2021<br>Audited | 31-Mar-2020<br>Audited |
|    | <b>Revenue</b>   |                        |                         |                        |                        |                        |
| 1  | a) Revenue from Operation  |                        |                         |                        |                        |                        |
|    | Interest Income  | 0.01                   | -                       | -                      | 0.01                   | -                      |
|    | b) Other Income  | 3.59                   | 1.16                    | 4.22                   | 6.48                   | 6.11                   |
|    | <b>Total Income from operations (Net)</b>  | <b>3.60</b>            | <b>1.16</b>             | <b>4.22</b>            | <b>6.49</b>            | <b>6.11</b>            |
| 2  | <b>Expenses</b>  |                        |                         |                        |                        |                        |
|    | a) Finance Cost  | -                      | -                       | -                      | -                      | -                      |
|    | b) Employee benefits expense   | 0.24                   | 0.24                    | -                      | 0.78                   | 0.68                   |
|    | c) Other expenses  | 1.85                   | 1.20                    | 0.38                   | 5.41                   | 5.03                   |
|    | <b>Total Expenses</b>  | <b>2.09</b>            | <b>1.44</b>             | <b>0.38</b>            | <b>6.18</b>            | <b>5.71</b>            |
|    | <b>Profit(+)/ Loss(-) before exceptional items and tax (1-2)</b>                 | <b>1.51</b>            | <b>(0.28)</b>           | <b>3.84</b>            | <b>0.31</b>            | <b>0.40</b>            |
| 3  | Exceptional Items  | -                      | -                       | -                      | -                      | -                      |
| 4  | <b>Net Profit(+)/ Loss(-) before Tax (3-4)</b>                                   | <b>1.51</b>            | <b>(0.28)</b>           | <b>3.84</b>            | <b>0.31</b>            | <b>0.40</b>            |
| 5  | Tax Expenses   | 0.07                   | -                       | -                      | 0.07                   | -                      |
| 6  | <b>Net Profit(+)/ Loss(-) for the period (5-6)</b>                               | <b>1.44</b>            | <b>(0.28)</b>           | <b>3.84</b>            | <b>0.24</b>            | <b>0.40</b>            |
| 7  | Other Comprehensive income, net of tax   |                        |                         |                        |                        |                        |
| 8  | A (i) Items that will not be reclassified to Profit or loss                      | (74.42)                | 141.39                  | (78.14)                | 200.93                 | (323.72)               |
|    | (ii) Income tax related to items that will not be reclassified to Profit or loss | 14.88                  | (28.28)                 | 15.63                  | (40.19)                | 64.74                  |
|    | <b>Total Other Comprehensive income net of tax</b>                               | <b>(59.54)</b>         | <b>113.11</b>           | <b>(62.51)</b>         | <b>160.74</b>          | <b>(258.98)</b>        |
| 9  | <b>Total Comprehensive income (7+8)</b>  | <b>(58.09)</b>         | <b>112.83</b>           | <b>(58.67)</b>         | <b>160.99</b>          | <b>(258.57)</b>        |
| 10 | Paid-up equity share capital (Face Value of Rs 10/- each)                        | 377.55                 | 377.55                  | 377.55                 | 377.55                 | 377.55                 |
| 11 | <b>EPS for the period (Rs.) (not annualised)</b>                                 |                        |                         |                        |                        |                        |
| a  | Basic  | 0.04                   | (0.01)                  | 0.10                   | 0.01                   | 0.01                   |
| b  | Diluted  | 0.04                   | (0.01)                  | 0.10                   | 0.01                   | 0.01                   |

### Notes:

- The above results for the quarter and year ended on 31st March, 2021 were reviewed by the Audit Committee at their meeting held on 30th June 2021 and thereafter were approved by the Board of Directors at their meeting held on 30th June 2021.
- The above financial results of the Company have been prepared in accordance with Indian Accounting Standards (Ind AS) notified under the Companies (Indian Accounting Standards) Rules, 2015 as amended by the Companies (Indian Accounting Standards) Amendment Rules, 2019.
- The Statutory Auditors of the company has audited the above financial results.
- The figures of the last quarter are the balancing figures between audited figures in respect of full financial year upto 31st March 2021/31st March 2020 and the unaudited published year to date figures upto 31st December 2020/ 31st December 2019 being the dates of the end of the third quarter of financial year respectively which were subject to limited review.
- Segment Reporting as defined in Indian Accounting standard (Ind AS) - 108 is not applicable, since the operations of the Group relate to only single segment
- As required by Para 32 of Ind-AS 101, net profit reconciliation between the figures reported under Previous GAAP and Ind-AS is as under:-

| Particulars  | Quarter ended<br>31st March 2019 | Year ended 31st March<br>2019 |
|--|----------------------------------|-------------------------------|
| Net profit/loss as per previous GAAP after Tax       | 3.84                             | 0.40                          |
| Effect of First time adoption of Ind AS              | -                                | -                             |
| Net profit/loss as per Ind-AS                        | 3.84                             | 0.40                          |
| Other Comprehensive Income                           |                                  |                               |
| Items that will not be reclassified to Profit & Loss |                                  |                               |
| Fair Value Gain on Equity Instruments                | (78.14)                          | (323.72)                      |
| Tax on Above   | 15.63                            | 64.74                         |
| Other Comprehensive Income after tax as per Ind-AS   | (62.51)                          | (258.98)                      |
| Total Comprehensive Income after tax as per Ind-AS   | (58.67)                          | (258.57)                      |


- Previous period figures have been regrouped/rearranged, recalculated/reclassified, wherever considered necessary.

For S N Roy & Co.  
Chartered Accountants  
Firm: 313054E



Ranajit Majumdar  
Partner  
Membr no 060098  
Date:- 30.06.2021  
Place:- Kolkata

For and on behalf of the Board



Dinesh Kumar Pandey  
Director  
Din: 01676842



**VINTAGE SECURITIES LIMITED**

CIN:- L74120WB1994PLC0633991

Regd. Office : 58/3, Biplabi Rash Behari Basu Road Kolkata - 700 001

**STANDALONE STATEMENT OF ASSETS & LIABILITIES AS ON 31ST MARCH ' 2021**

(Rs. in Lacs)

| Particulars  | As at 31st<br>March 2021 | As at 31st<br>March<br>2020 |
|--|--------------------------|-----------------------------|
|  | <b>Audited</b>           | <b>Audited</b>              |
| <b>ASSETS</b>  |                          |                             |
| <b>FINANCIAL ASSETS</b>  |                          |                             |
| Cash and Cash Equivalents  | 2.39                     | 4.67                        |
| Loans  | 2.94                     | 0.25                        |
| Investments  | 898.51                   | 697.58                      |
| Other Financial Assets   | -                        | -                           |
| <b>NON- FINANCIAL ASSETS</b>   |                          |                             |
| Deferred Tax Assets (Net)  | -                        | -                           |
| Property, Plant & Equipment  | 3.92                     | 3.92                        |
| Other Non-Financial Assets   | 2.05                     | 1.89                        |
|  | <b>909.81</b>            | <b>708.31</b>               |
| <b>EQUITY &amp; LIABILITIES</b>  |                          |                             |
| <b>LIABILITIES</b>   |                          |                             |
| <b>FINANCIAL LIABILITIES</b>   |                          |                             |
| Payables   |                          |                             |
| i) Trade payables  | -                        | -                           |
| ii) total outstanding dues of micro enterprises and small enterprises                      | -                        | -                           |
| iii) total outstanding dues of creditors other than micro enterprises and small enterprise | -                        | -                           |
| Borrowings   | 7.00                     | 7.00                        |
| Other Financial Liabilities  | 2.10                     | 2.10                        |
| <b>NON-FINANCIAL LIABILITIES</b>   |                          |                             |
| Provisions   | -                        | -                           |
| Other Non-Financial Liabilities  | 0.59                     | 0.26                        |
| Deferred Tax Liabilities (Net)   | 96.97                    | 56.79                       |
| <b>EQUITY:</b>   |                          |                             |
| Equity Share Capital   | 377.55                   | 377.55                      |
| Other Equity   | 425.60                   | 264.61                      |
| <b>Total</b>   | <b>909.81</b>            | <b>708.31</b>               |

For S N Roy & Co.  
Chartered Accountants  
Frm: 313054E

Ranajit Majumdar  
Partner  
Memb no 060098  
Date:- 30.06.2021  
Place:- Kolkata



For and on behalf of the Board

✓  

Dinesh Kumar Pandey  
Director  
Din: 01676842

**VINTAGE SECURITIES LIMITED**

CIN:- L74120WB1994PLC0633991

Regd. Office : 58/3, Biplabi Rash Behari Basu Road Kolkata - 700 001

**STANDALONE CASH FLOW STATEMENT FOR THE YEAR ENDED 31ST MARCH 2021**

Rs. in Lacs

|  | <u>Year ended 31st March</u><br><u>2021</u> |        | <u>Year ended 31st March 2020</u> |        |
|--|---|--------|-----------------------------------|--------|
| <b>A: CASH FLOW FROM OPERATING ACTIVITIES :</b>          |   |        |                                   |        |
| NET PROFIT BEFORE TAX AND EXTRAORDINARY ITEMS            |   | 0.23   |                                   | 0.40   |
| Adjustments For :  |   |        |                                   |        |
| Provision for Dimunition                                 |   | -      |                                   | -      |
| Depreciation   |   | -      |                                   | -      |
| Profit on sale of Assets                                 |   | -      |                                   | -      |
|  |   | -      |                                   | -      |
| OPERATING PROFIT BEFORE WORKING CAPITAL                  |   | 0.23   |                                   | 0.40   |
| Increase/ (Decrease) in Current Assets                   | 0.33  |        | (0.26)                            |        |
| (Increase)/ Decrease in Loans and Advance                | (2.85)                                      | (2.51) | 0.18                              | (0.08) |
| CASH FLOW BEFORE EXTRAORDINARY ITEMS                     |   | (2.28) |                                   | 0.32   |
| Income Tax   |   | -      |                                   | -      |
| NET CASH GENERATED FROM / (USED IN)                      |   |        |                                   |        |
| OPERATING ACTIVITIES : (A)                               |   | (2.28) |                                   | 0.32   |
| <b>B: CASH FLOW FROM INVESTING ACTIVITIES</b>            |   |        |                                   |        |
| (Purchase)/Sale of Investments (Net)                     |   | -      |                                   | -      |
| Sale of Assets   |   | -      |                                   | -      |
|  |   | -      |                                   | -      |
| NET CASH FROM INVESTING ACTIVITIES : (B)                 |   | -      |                                   | -      |
| <b>C: CASH FLOW FROM FINANCING ACTIVITIES:</b>           |   |        |                                   |        |
| Increase in Borrowings                                   |   | -      |                                   | 4.00   |
|  |   | -      |                                   | 4.00   |
| NET INCREASE/DECREASE IN CASH AND CASH EQUIVALENTS (A+B) |   | (2.28) |                                   | 4.32   |
| CASH & CASH EQUIVALENTS AT THE BEGINNING OF THE YEAR     |   | 4.67   |                                   | 0.35   |
| CASH & CASH EQUIVALENTS AS AT THE END OF THE YEAR        |   | 2.39   |                                   | 4.67   |

For S N Roy & Co.  
Chartered Accountants  
Fnn: 313054E

Ranajit Majumdar  
Partner  
Memb no 060098  
Date:- 30.06.2021  
Place:- Kolkata



For and on behalf of the Board



Dinesh Kumar Pandey  
Director  
Din: 01676842



## **INDEPENDENT AUDITORS' REPORT**

**To the Board of Directors of VINTAGE SECURITIES LIMITED**

### **Report on the Audit of the Annual Financial Results**

#### **Opinion**

We have audited the accompanying annual financial results of **VINTAGE SECURITIES LIMITED** (hereinafter referred to as the "Company") for the year ended 31 March 2021, attached herewith, being submitted by the Company pursuant to the requirement of Regulation 33 of the SEBI (Listing Obligations and Disclosure Requirements) Regulations, 2015, as amended ('Listing Regulations').

In our opinion and to the best of our information and according to the explanations given to us, the aforesaid annual financial results:

- a) are presented in accordance with the requirements of Regulations 33 of the Listing Regulations in this regard; and
- b) give a true and fair view in conformity with the recognition and measurement principles laid down in the applicable Indian Accounting Standards prescribed under Section 133 of the Companies Act 2013 read with the Companies (Indian Accounting Standards) Rules, 2015, and other accounting principles generally accepted in India, of the net profit after tax and other comprehensive income and other financial information for the year ended 31 March 2021 and the Statement of Assets and Liabilities and the Statement of Cash Flows as at and for the year ended on that date.

#### **Basis for Opinion**

We conducted our audit in accordance with the Standards on Auditing ("SAs") specified under section 143(10) of the Companies Act, 2013 ('the Act'). Our responsibilities under those SAs are further described in the 'Auditors' Responsibilities for the Audit of the Annual Financial Results' section of our report. We are independent of the Company, in accordance with the Code of Ethics issued by the Institute of Chartered Accountants of India together with the ethical requirements that are relevant to our audit of the financial statements under the provisions of the Act, and the Rules there under, and we have fulfilled our other ethical responsibilities in accordance with these requirements and the Code of Ethics. We believe that the audit evidence we have obtained, is sufficient and appropriate to provide a basis for our opinion on the annual financial results.

#### **Management's and Board of Directors' Responsibilities for the Annual Financial Results**

These annual financial results have been prepared on the basis of the annual financial statements and has been approved by the Company's Board of Directors. The Company's Management and the Board of Directors are responsible for the preparation and presentation of these annual financial results that give a true and fair view of the net profit/ loss and other comprehensive income and other financial information in accordance with the recognition and measurement principles laid down in Indian Accounting Standards prescribed under Section 133 of the Act read with relevant Rules issued there





under and other accounting principles generally accepted in India and, in compliance with Regulation 33 of the Listing Regulations.

This responsibility also includes maintenance of adequate accounting records in accordance with the provisions of the Act for safeguarding of the assets of the Company and for preventing and detecting frauds and other irregularities; selection and application of appropriate accounting policies; making judgments and estimates that are reasonable and prudent; and the design, implementation and maintenance of adequate internal financial controls, that were operating effectively for ensuring accuracy and completeness of the accounting records, relevant to the preparation and presentation of the annual financial results that give a true and fair view and are free from material misstatement, whether due to fraud or error.

In preparing the annual financial results, the Management and the Board of Directors are responsible for assessing the Company's ability to continue as a going concern, disclosing, as applicable, matters related to going concern and using the going concern basis of accounting unless the Board of Directors either intends to liquidate the Company or to cease operations, or has no realistic alternative but to do so.

The Board of Directors is responsible for overseeing the Company's financial reporting process.

#### **Auditors' Responsibilities for the Audit of the Annual Financial Results**

Our objectives are to obtain reasonable assurance about whether the annual financial results as a whole are free from material misstatement, whether due to fraud or error, and to issue an auditors' report that includes our opinion. Reasonable assurance is a high level of assurance, but is not a guarantee that an audit conducted in accordance with SAs will always detect a material misstatement when it exists. Misstatements can arise from fraud or error and are considered material if, individually or in the aggregate, they could reasonably be expected to influence the economic decisions of users taken on the basis of these annual financial results.

As part of an audit in accordance with SAP, we exercise professional judgment and maintain professional skepticism throughout the audit. We also:

- Identify and assess the risks of material misstatement of the annual financial results, whether due to fraud or error, design and perform audit procedures responsive to those risks, and obtain audit evidence that is sufficient and appropriate to provide a basis for our opinion. The risk of not detecting a material misstatement resulting from fraud is higher than for one resulting from error, as fraud may involve collusion, forgery, intentional omissions, misrepresentations, or the override of internal control.
- Obtain an understanding of internal control relevant to the audit in order to design audit procedures that are appropriate in the circumstances. Under Section 143(3)(i) of the Act, we are also responsible for expressing our opinion through a separate report on the complete set of financial statements on whether the company has adequate internal financial controls with reference to financial statements in place and the operating effectiveness of such controls.
- Evaluate the appropriateness of accounting policies used and the reasonableness of accounting estimates and related disclosures in the financial Results made by the Board of Directors.



- Conclude on the appropriateness of the Management and Board of Directors' use of the going concern basis of accounting and, based on the audit evidence obtained, whether a material uncertainty exists related to events or conditions that may cast significant doubt on the appropriateness of this assumption. If we conclude that a material uncertainty exists, we are required to draw attention in our auditors' report to the related disclosures in the annual financial results or, if such disclosures are inadequate, to modify our opinion. Our conclusions are based on the audit evidence obtained up to the date of our auditors' report. However, future events or conditions may cause the Company to cease to continue as a going concern
- Evaluate the overall presentation, structure and content of the annual financial results, including the disclosures, and whether the annual financial results represent the underlying transactions and events in a manner that achieves fair presentation.

We communicate with those charged with governance regarding, among other matters, the planned scope and timing of the audit and significant audit findings, including any significant deficiencies in internal control that we identify during our audit.

We also provide those charged with governance with a statement that we have complied with relevant ethical requirements regarding independence, and to communicate with them all relationships and other matters that may reasonably be thought to bear on our independence, and where applicable, related safeguards.

#### **Other Matters**

- a) The annual financial results include the results for the quarter ended 31<sup>st</sup> March 2021 being the balancing figure between the audited figures in respect of the full financial year and the published unaudited year to date figures up to the third quarter of the current financial year which were subject to limited review by us.
- b) The Statement dealt with by this report has been prepared for the purpose of filing with Stock Exchange on which we issued an unmodified audit opinion vide our report dated 30<sup>th</sup> June 2021.

**For S.N.ROY & CO**  
**Chartered Accountants**  
**Firm Registration No – 313054E**

  
**RANAJIT MAJUMDAR**  
**Partner**  
**Membership No – 060098**  
**UDIN-21060098AAAAEW1878**  
**Place : Kolkata**  
**Date : 30<sup>th</sup> June 2021**





**VINTAGE SECURITIES LIMITED**

CIN:- L74120WB1994PLC0633991

Regd. Office : 58/3, Biplabi Rash Behari Basu Road Kolkata - 700 001

**STATEMENT OF AUDITED CONSOLIDATED FINANCIAL RESULTS FOR THE QUARTER AND YEAR ENDED 31ST MARCH 2021**

(Rs. in Lacs except EPS figure)

|    | PARTICULARS  | Quarter Ended  |               |                | Year Ended    |                 |
|----|--|----------------|---------------|----------------|---------------|-----------------|
|    |  | 41-Mar-2021    | 31-Dec-2020   | 31-Mar-2020    | 31-Mar-2021   | 31-Mar-2020     |
|    |  | Audited        | Reviewed      | Audited        | Audited       | Audited         |
|    | <b>Revenue</b>   |                |               |                |               |                 |
| 1  | a) Revenue from Operation  |                |               |                |               |                 |
|    | Interest Income  | 0.01           | -             | -              | 0.01          | -               |
|    | b) Other Income  | 3.59           | 1.16          | 4.22           | 6.48          | 6.11            |
|    | <b>Total Income from operations (Net)</b>  | <b>3.60</b>    | <b>1.16</b>   | <b>4.22</b>    | <b>6.49</b>   | <b>6.11</b>     |
| 2  | <b>Expenses</b>  |                |               |                |               |                 |
|    | a) Finance Cost  | -              | -             | -              | -             | -               |
|    | b) Employee benefits expense   | 0.24           | 0.24          | -              | 0.78          | 0.68            |
|    | c) Other expenses  | 1.05           | 1.20          | 0.38           | 5.41          | 5.03            |
|    | <b>Total Expenses</b>  | <b>2.09</b>    | <b>1.44</b>   | <b>0.38</b>    | <b>6.18</b>   | <b>5.71</b>     |
|    | <b>Profit/ (Loss) before share of profit of associates ( 1-2)</b>                |                |               |                |               |                 |
| 3  |  | 1.51           | (0.28)        | 3.84           | 0.31          | 0.40            |
| 4  | Share of Profit/(loss) of associate  | (0.18)         | -             | (0.12)         | (0.21)        | (0.15)          |
| 5  | <b>Profit/ (Loss) before exceptional item and tax ( 3+4)</b>                     | <b>1.34</b>    | <b>(0.28)</b> | <b>3.72</b>    | <b>0.11</b>   | <b>0.25</b>     |
| 6  | Exceptional Items  | -              | -             | -              | -             | -               |
| 7  | <b>Net Profit/(+) / Loss(-) before Tax (5-6)</b>                                 | <b>1.34</b>    | <b>(0.28)</b> | <b>3.72</b>    | <b>0.11</b>   | <b>0.25</b>     |
| 8  | Tax Expenses   | 0.07           | -             | -              | 0.07          | -               |
| 9  | <b>Net Profit/(+) / Loss(-) for the period (7-8 )</b>                            | <b>1.27</b>    | <b>(0.28)</b> | <b>3.72</b>    | <b>0.04</b>   | <b>0.25</b>     |
| 10 | <b>Other Comprehensive income, net of tax</b>                                    |                |               |                |               |                 |
| z  | A (i) Items that will not be reclassified to Profit or loss                      | (74.42)        | 141.39        | (78.14)        | 200.93        | (323.72)        |
|    | (ii) Income tax related to items that will not be reclassified to Profit or loss | 14.88          | (28.28)       | 15.63          | (40.19)       | 64.74           |
|    | (iii) Share of Associate   | (14.41)        | 27.39         | (15.13)        | 38.92         | (62.70)         |
|    | <b>Total Other Comprehensive income net of tax</b>                               | <b>(73.95)</b> | <b>140.50</b> | <b>(77.65)</b> | <b>199.66</b> | <b>(321.67)</b> |
| 11 | <b>Total Comprehensive income (9+10)</b>   | <b>(72.68)</b> | <b>140.22</b> | <b>(73.93)</b> | <b>199.70</b> | <b>(321.43)</b> |
| 12 | <b>Net Profit/(Loss) for the period Attributable To:-</b>                        |                |               |                |               |                 |
|    | Owners of the Company  | 1.27           | (0.28)        | 3.72           | 0.04          | 0.25            |
|    | Non-Controlling Interest   | -              | -             | -              | -             | -               |
| 13 | <b>Other Comprehensive Income (After Tax) Attributable To:-</b>                  |                |               |                |               |                 |
|    | Owners of the Company  | (73.95)        | 140.50        | (77.65)        | 199.66        | (321.67)        |
|    | Non-Controlling Interest   | -              | -             | -              | -             | -               |
| 14 | <b>Paid-up equity share capital (Face Value of Rs 10/- each)</b>                 | <b>377.55</b>  | <b>377.55</b> | <b>377.55</b>  | <b>377.55</b> | <b>377.55</b>   |
| 15 | <b>EPS for the period ( Rs. ) (not annualised)</b>                               |                |               |                |               |                 |
| a  | Basic  | 0.03           | (0.01)        | 0.10           | 0.00          | 0.01            |
| b  | Diluted  | 0.03           | (0.01)        | 0.10           | 0.00          | 0.01            |

20%  
-47.56

**Notes :**

1 The above results for the quarter and year ended on 31st March, 2021 were reviewed by the Audit Committee at their meeting held on 30th June 2021 and thereafter were approved by the Board of Directors at their meeting held on 30th June 2021.

2 The above Consolidated financial results include the results of the following companies.

| Name of the Company             | % of Shareholding of Parent Company | Consolidated as |
|---------------------------------|-------------------------------------|-----------------|
| Vintage Capital Markets Limited | 27.51                               | Associate       |

3 The above financial results of the Group have been prepared in accordance with Indian Accounting Standards (Ind AS) notified under the Companies (Indian Accounting Standards) Rules, 2015 as amended by the Companies (Indian Accounting Standards) Amendment Rules, 2019.

4 The Statutory Auditors of the company has audited the above financial results.

5 The figures of the last quarter are the balancing figures between audited figures in respect of full financial year upto 31st March 2021/31st March 2020 and the unaudited published year to date figures upto 31st December 2020/ 31st December 2019 being the dates of the end of the third quarter of financial year respectively which were subject to limited review.

7 Segment Reporting as defined in Indian Accounting standard (Ind AS) - 108 is not applicable, since the operations of the Group relate to only single segment

8 As required by Para 32 of Ind-AS 101, net profit reconciliation between the figures reported under Previous GAAP and Ind-AS is as under:-

| Particulars  | Quarter ended<br>31st March 2019 | Year ended 31st<br>March 2019 |
|--|----------------------------------|-------------------------------|
| Net profit/loss as per previous GAAP after Tax       | 3.72                             | 0.25                          |
| Effect of first time adoption of Ind AS              | -                                | -                             |
| Net profit/loss as per Ind-AS                        | 3.72                             | 0.25                          |
| Other Comprehensive Income                           |                                  |                               |
| Items that will not be reclassified to Profit & Loss |                                  |                               |
| Fair Value Gain on Equity Instruments                | (93.27)                          | (386.42)                      |
| Tax on Above   | 15.63                            | 64.74                         |
| Other Comprehensive Income after tax as per Ind-AS   | (77.65)                          | (321.67)                      |
| Total Comprehensive Income after tax as per Ind-AS   | (73.93)                          | (321.43)                      |

9 Previous period figures have been regrouped/rearranged, recalculated/reclassified, wherever considered necessary.

For S N Roy & Co.  
Chartered Accountants  
Frm: 313054E

Ranajit Majumdar  
Partner  
Memb no 060098  
Date:- 30.06.2021  
Place:- Kolkata



For and on behalf of the Board

Dinesh Kumar Pandey  
Director  
Din: 01676842



**VINTAGE SECURITIES LIMITED**

CIN:- L74120WB1994PLC0633991

Regd. Office : 58/3, Biplabi Rash Behari Basu Road Kolkata - 700 001

**CONSOLIDATED STATEMENT OF ASSETS & LIABILITIES AS ON 31ST MARCH ' 2021**

(Rs. in Lacs)

| Particulars  | As at 31st<br>March 2021 | As at 31st<br>March<br>2020 |
|--|--------------------------|-----------------------------|
|  | Audited                  | Audited                     |
| <b>ASSETS</b>  |                          |                             |
| <b>FINANCIAL ASSETS</b>  |                          |                             |
| Cash and Cash Equivalents  | 2.39                     | 4.67                        |
| Loans  | 2.94                     | 0.25                        |
| Investments  | 937.43                   | 634.89                      |
| Other Financial Assets   | -                        | -                           |
| <b>NON- FINANCIAL ASSETS</b>   |                          |                             |
| Deferred Tax Assets (Net)  | -                        | -                           |
| Property, Plant & Equipment  | 3.92                     | 3.92                        |
| Other Non-Financial Assets   | 2.05                     | 1.89                        |
|  | <b>948.71</b>            | <b>645.61</b>               |
| <b>EQUITY &amp; LIABILITIES</b>  |                          |                             |
| <b>LIABILITIES</b>   |                          |                             |
| <b>FINANCIAL LIABILITIES</b>   |                          |                             |
| Payables   |                          |                             |
| i) Trade payables  | -                        | -                           |
| ii) total outstanding dues of micro enterprises and small enterprises                      | -                        | -                           |
| iii) total outstanding dues of creditors other than micro enterprises and small enterprise | -                        | -                           |
| Borrowings   | 7.00                     | 7.00                        |
| Other Financial Liabilities  | 2.10                     | 2.10                        |
| <b>NON-FINANCIAL LIABILITIES</b>   |                          |                             |
| Provisions   | -                        | -                           |
| Other Non-Financial Liabilities  | 0.59                     | 0.26                        |
| Deferred Tax Liabilities (Net)   | 96.97                    | 56.79                       |
| <b>EQUITY:</b>   |                          |                             |
| Equity Share Capital   | 377.55                   | 377.55                      |
| Other Equity   | 464.51                   | 201.91                      |
| <b>Total</b>   | <b>948.72</b>            | <b>645.61</b>               |

For S N Roy & Co.  
Chartered Accountants  
Fnn: 313054E

Ranajit Majumdar  
Partner  
Memh no 060098  
Date:- 30.06.2021  
Place:- Kolkata



For and on behalf of the Board



Dinesh Kumar Pandey  
Director  
Din: 01676842



**VINTAGE SECURITIES LIMITED**

CIN:- L74120WB1994PLC0633991

Regd. Office : 58/3, Biplabi Rash Behari Basu Road Kolkata - 700 001

**CONSOLIDATED CASH FLOW STATEMENT FOR THE YEAR ENDED 31ST MARCH 2021**

Rs. in Lacs

|  | <u>Year ended 31st March</u> |        | <u>Year ended 31st March 2020</u> |
|--|------------------------------|--------|-----------------------------------|
|  | <u>2021</u>                  |        |                                   |
| <b>A: CASH FLOW FROM OPERATING ACTIVITIES :</b>          |                              |        |                                   |
| NET PROFIT BEFORE TAX AND EXTRAORDINARY ITEMS            |                              | 0.03   | 0.24                              |
| Adjustments For :  |                              |        |                                   |
| Provision for Dimunition                                 |                              | -      | -                                 |
| Depreciation   |                              | -      | -                                 |
| Profit on sale of Assets                                 |                              | -      | -                                 |
|  |                              | -      | -                                 |
| OPERATING PROFIT BEFORE WORKING CAPITAL                  |                              | 0.03   | 0.24                              |
| Increase/ (Decrease) in Current Assets                   | 0.33                         |        | (0.26)                            |
| (Increase)/ Decrease in Loans and Advance                | (2.85)                       | (2.51) | 0.18                              |
|  |                              |        | (0.08)                            |
| CASH FLOW BEFORE EXTRAORDINARY ITEMS                     |                              | (2.49) | 0.17                              |
| Income Tax   |                              | -      | -                                 |
| NET CASH GENERATED FROM / (USED IN)                      |                              |        |                                   |
| OPERATING ACTIVITIES : (A)                               |                              | (2.49) | 0.17                              |
| <b>B: CASH FLOW FROM INVESTING ACTIVITIES</b>            |                              |        |                                   |
| (Purchase)/Sale of Investments (Net)                     | -                            | 0.21   | 0.15                              |
| Sale of Assets   |                              | -      | -                                 |
| NET CASH FROM INVESTING ACTIVITIES : (B)                 |                              | 0.21   | 0.15                              |
| <b>C: CASH FLOW FROM FINANCING ACTIVITIES:</b>           |                              |        |                                   |
| Increase in Borrowings                                   |                              | -      | 4.00                              |
| (C)  |                              | -      | 4.00                              |
| NET INCREASE/DECREASE IN CASH AND CASH EQUIVALENTS (A+B) |                              | (2.28) | 4.32                              |
| CASH & CASH EQUIVALENTS AT THE BEGINNING OF THE YEAR     |                              | 4.67   | 0.35                              |
| CASH & CASH EQUIVALENTS AS AT THE END OF THE YEAR        |                              | 2.39   | 4.67                              |

For S N Roy & Co.  
Chartered Accountants  
Frn: 313054E

Ranajit Majumdar

Partner


Memb No. 060098

Date:- 30.06.2021

Place:- Kolkata




For and on behalf of the Board



Dinesh Kumar Pandey

Director

Din: 01676842



**S. N. Roy & Company**  
Chartered Accountants

29-A MADAN MOHAN TALA STREET,  
KOLKATA-700 005

e.mail : snroy1951@yahoo.com  
☎ 2530-2414, M : 98300 13568

## **INDEPENDENTS AUDITORS REPORT**

**To the Board of Directors of VINTAGE SECURITIES LIMITED**

**Report on the Audit of the Consolidated Annual Financial Results**

### **Opinion**

We have audited the accompanying Consolidated annual financial results of **VINTAGE SECURITIES LIMITED** ("the Parent") and its share of net profit after tax of its associate for the year ended 31 March 2021 and the notes thereon, attached herewith, being submitted by the Parent pursuant to the requirement of Regulation 33 of the SEBI (Listing Obligations and Disclosure Requirements) Regulations, 2015, as amended ('Listing Regulations').

In our opinion and to the best of our information and according to the explanations given to us, the aforesaid consolidated annual financial results:

- a) Includes the results of its associate namely **Vintage Capital Markets Limited (the Associate)**.
- b) are presented in accordance with the requirements of Regulations 33 of the Listing Regulations in this regard; and
- c) give a true and fair view in conformity with the recognition and measurement principles laid down in the applicable Indian Accounting Standards prescribed under Section 133 of the Companies Act 2013 read with the Companies (Indian Accounting Standards) Rules, 2015, and other accounting principles generally accepted in India, of the consolidated total comprehensive income (comprising of net profit/loss and other comprehensive income/loss) and other financial information of the Parent Company and its associate for the year ended 31 March 2021 and the Consolidated Statement of Assets and Liabilities and the Consolidated Statement of Cash Flows as at and for the year ended on that date.

### **Basis for Opinion**

We conducted our audit in accordance with the Standards on Auditing ("SAs") specified under section 143(10) of the Companies Act, 2013 ('the Act'). Our responsibilities under those SAs are further described in the 'Auditors' Responsibilities for the Audit of the Consolidated Annual Financial Results' section of our report. We are independent of the Group, in accordance with the Code of Ethics issued by the Institute of Chartered Accountants of India together with the ethical requirements that are relevant to our audit of the financial statements under the provisions of the Act, and the Rules there under, and we have fulfilled our other ethical responsibilities in accordance with these requirements and the Code of Ethics. We believe that the audit evidence obtained by us and other auditors in terms of their report referred to in "Other Matter" paragraph below, is sufficient and appropriate to provide a basis for our opinion on the Consolidated annual financial results.

### **Management's and Board of Directors' Responsibilities for the Consolidated Annual Financial Results**





**S. N. Roy & Company**  
Chartered Accountants

29-A MADAN MOHAN TALA STREET,  
KOLKATA-700 005

e.mail : snroy1951@yahoo.com

☎ 2530-2414, M : 98300 13568

These Consolidated annual financial results have been prepared on the basis of the Consolidated annual financial statements. The Parent Company's Management and the Board of Directors are responsible for the preparation and presentation of these Consolidated annual financial results that give a true and fair view of the net profit/ loss and other comprehensive income and other financial information of the company including its associate in accordance with the recognition and measurement principles laid down in Indian Accounting Standards prescribed under Section 133 of the Act read with relevant Rules issued thereunder and other accounting principles generally accepted in India and, in compliance with Regulation 33 of the Listing Regulations. The respective Board of Directors of the Parent Company and of its associate are responsible for maintenance of adequate accounting records in accordance with the provisions of the Act for safeguarding of the assets of the Company and its associate and for preventing and detecting frauds and other irregularities; selection and application of appropriate accounting policies; making judgments and estimates that are reasonable and prudent; and the design, implementation and maintenance of adequate internal financial controls, that were operating effectively for ensuring accuracy and completeness of the accounting records, relevant to the preparation and presentation of the consolidated annual financial results that give a true and fair view and are free from material misstatement, whether due to fraud or error which have been used for the purpose of preparation of the consolidated financial results by the Directors of the Company, as aforesaid.

In preparing the consolidated annual financial results, the respective Management and the Board of Directors of the Parent Company and of its associate are responsible for assessing the Company's ability to continue as a going concern, disclosing, as applicable, matters related to going concern and using the going concern basis of accounting unless the Board of Directors either intends to liquidate the Group or to cease operations, or has no realistic alternative but to do so.

The respective Board of Directors of the Parent Company and of its associate is responsible for overseeing the Company's financial reporting process of the company and of its associate.

#### **Auditors' Responsibilities for the Audit of the Consolidated Annual Financial Results**

Our objectives are to obtain reasonable assurance about whether the consolidated annual financial results as a whole are free from material misstatement, whether due to fraud or error, and to issue an auditors' report that includes our opinion. Reasonable assurance is a high level of assurance, but is not a guarantee that an audit conducted in accordance with SAs will always detect a material misstatement when it exists. Misstatements can arise from fraud or error and are considered material if, individually or in the aggregate, they could reasonably be expected to influence the economic decisions of users taken on the basis of these consolidated annual financial results.

As part of an audit in accordance with SAP, we exercise professional judgment and maintain professional skepticism throughout the audit. We also:

- Identify and assess the risks of material misstatement of the consolidated annual financial results, whether due to fraud or error, design and perform audit procedures responsive to those risks, and obtain audit evidence that is sufficient and appropriate to provide a basis for our opinion. The risk of not detecting a material misstatement resulting from fraud is higher than for one resulting from error, as





fraud may involve collusion, forgery, intentional omissions, misrepresentations, or the override of internal control.


- Obtain an understanding of internal control relevant to the audit in order to design audit procedures that are appropriate in the circumstances. Under Section 143(3)(i) of the Act, we are also responsible for expressing our opinion through a separate report on the complete set of financial statements on whether the company has adequate internal financial controls with reference to financial statements in place and the operating effectiveness of such controls.
- Evaluate the appropriateness of accounting policies used and the reasonableness of accounting estimates and related disclosures in the financial results made by the Board of Directors.
- Conclude on the appropriateness of the Management and Board of Directors use of the going concern basis of accounting and, based on the audit evidence obtained, whether a material uncertainty exists related to events or conditions that may cast significant doubt on the appropriateness of this assumption. If we conclude that a material uncertainty exists, we are required to draw attention in our auditors' report to the related disclosures in the consolidated annual financial results or, if such disclosures are inadequate, to modify our opinion. Our conclusions are based on the audit evidence obtained up to the date of our auditors' report. However, future events or conditions may cause the Company and its associate to cease to continue as a going concern
- Evaluate the overall presentation, structure and content of the consolidated annual financial results, including the disclosures, and whether the consolidated annual financial results represent the underlying transactions and events in a manner that achieves fair presentation.
- Obtain sufficient appropriate audit evidence regarding the financial results/financial information of the Parent Company and its associate to express an opinion on the Consolidated Annual Financial results. We are responsible for the direction, supervision, and performance of the audit of financial information of such entities included in the Consolidated Annual financial results of which we are the independent auditors. For the other entities included in the Consolidated Annual Financial Results, which have been audited by other auditors, such other auditors remain responsible for the direction, supervision and performance of the audits carried out by them. We remain solely responsible for our audit opinion.

We communicate with those charged with governance of the Company of which we are the independent auditors regarding, among other matters, the planned scope and timing of the audit and significant audit findings, including any significant deficiencies in internal control that we identify during our audit.

We also provide those charged with governance with a statement that we have complied with relevant ethical requirements regarding independence, and to communicate with them all relationships and other matters that may reasonably be thought to bear on our independence, and where applicable, related safeguards.

#### **Other Matters**

- a) The consolidated annual financial results also include Group's share of total net profit after tax of Rs 1.27 lacs and Rs 0.04 lacs and Group's share of total Comprehensive Income of Rs (72.68) Lacs and Rs 199.70 lacs for the quarter and for the year ended March 31, 2021 respectively as considered in the



**S. N. Roy & Company**  
Chartered Accountants

29-A MADAN MOHAN TALA STREET,  
KOLKATA-700 005

e.mail : snroy1951@yahoo.com

☎ 2530-2414, M : 98300 13568

Consolidated Annual Financial Results in respect of an associate whose financial statements and other financial information have been audited by their independent auditors. The independent auditor's report on the financial statements of the Associate has been furnished to us by the Management and our opinion on the in so far as it relates to the amounts and disclosures included in respect of the associate is based solely on the reports of such auditors and the procedure performed by us as stated in paragraph above.

Our opinion on the Statement is not modified in respect of the above matters with respect to our reliance on the work done and reports of the other auditors.

- b) The Consolidated annual financial results include the results for the quarter ended 31 March 2021 being the balancing figure between the audited figures in respect of the full financial year and the published unaudited year to date figures up to the third quarter of the current financial year which were subjected to limited review by us.
- c) The Statement dealt with by this report has been prepared for the purpose of filing with Stock Exchange on which we issued an unmodified audit opinion vide our report dated 30<sup>th</sup> June 2021.

For S.N.ROY & CO  
Chartered Accountants  
Firm Registration No – 313054E

**RANAJIT MAJUMDAR**  
Partner  
Membership No – 060098  
UDIN-21060098AAAAEX5466

Place : Kolkata  
Date : 30<sup>th</sup> June 2021

